

Darul Infaq Foundation USA

Statement of Activity

January - December 2024

	TOTAL	
	JAN - DEC 2024	% OF REVENUE
Revenue		
Contributed income		
Donations directed by individuals		
Donation for Orphan Support & General	1,464.61	0.62 %
Donation For Winter Drive	3,592.62	1.52 %
Donations for Eid ul Adha	20,495.00	8.66 %
Donations for Groceries	127,337.37	53.82 %
Donations for Medical Support	4,660.00	1.97 %
Donations for Ramadan		
Custom Tailored Clothes for Orphans	1,120.00	0.47 %
Eid Package	170.00	0.07 %
Fidya in Lieu of Fasts	2,540.00	1.07 %
Iftar Donations	5,283.90	2.23 %
Monthly Grocery Pack	9,251.00	3.91 %
Sehri / Suhoor	150.00	0.06 %
Supplemental Ramadan Package	391.00	0.17 %
Zakat ul Fitr	811.00	0.34 %
Zakat ul Maal	58,403.57	24.69 %
Total Donations for Ramadan	78,120.47	33.02 %
Total Donations directed by individuals	235,670.07	99.61 %
Total Contributed income	235,670.07	99.61 %
Other Income	923.74	0.39 %
Total Revenue	\$236,593.81	100.00 %
GROSS PROFIT	\$236,593.81	100.00 %
Expenditures		
Advertising & marketing	8,250.00	3.49 %
Business License & Renewals	87.25	0.04 %
Contract & professional fees	6,450.00	2.73 %
Office Admin Expenses	1,466.94	0.62 %
Program Expense - Charitable		
Donations Disbursement _ CAN	1,710.56	0.72 %
Donations Disbursement _ IND	100,850.74	42.63 %
Donations Disbursement _ PAK	26,118.41	11.04 %
Donations Disbursement _ USA	80,181.00	33.89 %
Total Program Expense - Charitable	208,860.71	88.28 %
Total Expenditures	\$225,114.90	95.15 %
NET OPERATING REVENUE	\$11,478.91	4.85 %
NET REVENUE	\$11,478.91	4.85 %

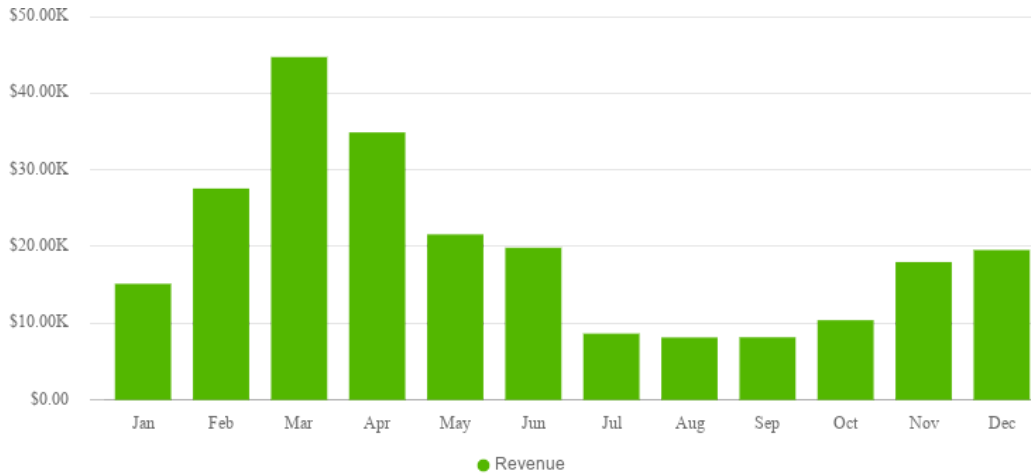
Darul Infaq Foundation USA

REVENUE 2024

Last year

\$236,593.81

Total revenue



Time period	Revenue
Jan	\$15,138.38
Feb	\$27,557.85
Mar	\$44,711.43
Apr	\$34,884.09
May	\$21,585.42
Jun	\$19,842.90
Jul	\$8,648.65
Aug	\$8,138.45
Sep	\$8,159.42
Oct	\$10,397.65
Nov	\$17,984.27
Dec	\$19,545.30

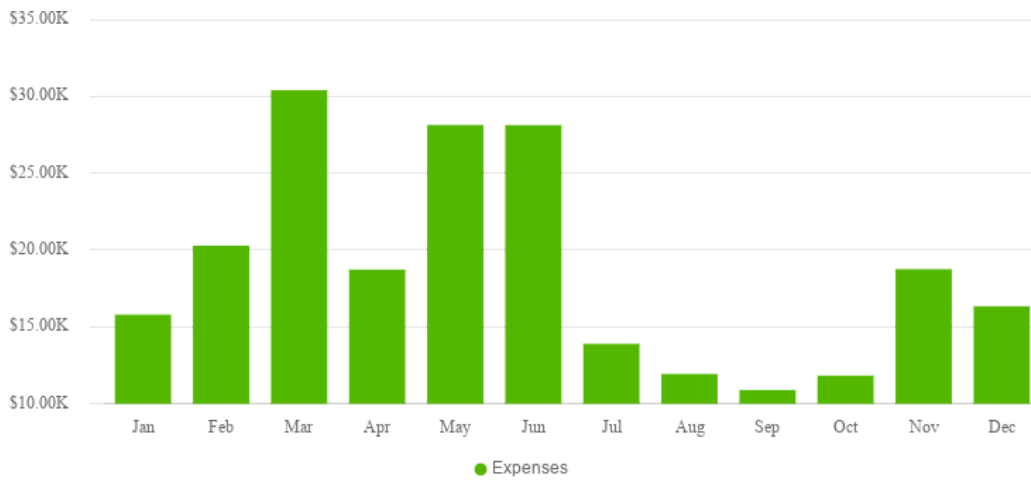
Darul Infaq Foundation USA

EXPENSES 2024

Last year

\$225,114.90

Total expenses



Time period	Expenses
Jan	\$15,797.97
Feb	\$20,282.68
Mar	\$30,405.47
Apr	\$18,725.39
May	\$28,139.31
Jun	\$28,124.08
Jul	\$13,892.66
Aug	\$11,937.24
Sep	\$10,894.92
Oct	\$11,824.72
Nov	\$18,750.92
Dec	\$16,339.54

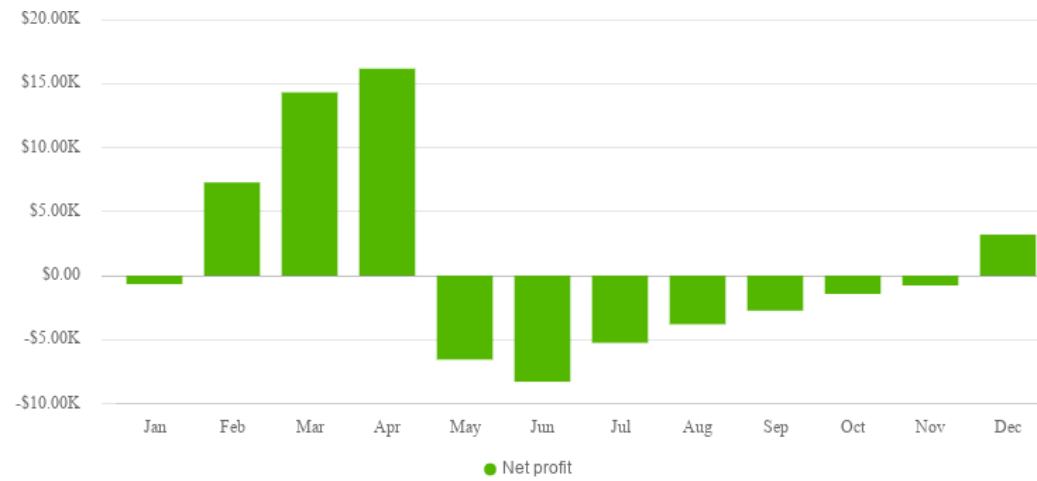
Darul Infaq Foundation USA

NET PROFIT 2024

Last year

\$11,478.91

Total net profit



Time period	Net profit
Jan	-\$659.59
Feb	\$7,275.17
Mar	\$14,305.96
Apr	\$16,158.70
May	-\$6,553.89
Jun	-\$8,281.18
Jul	-\$5,244.01
Aug	-\$3,798.79
Sep	-\$2,735.50
Oct	-\$1,427.07
Nov	-\$766.65
Dec	\$3,205.76